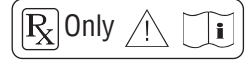


Calcium Hydroxide Paste

10°C - 24°C
50°F - 75°F



English

INSTRUCTIONS FOR USE

Calciject® .2g Calcium Hydroxide Paste

1. Remove Calciject cartridge from package.
Pull off sheath cover and insert into Centrix C-R® syringe.
2. Test first on pad. Squeeze with a slow, steady pressure.
3. Bend needle, as needed, and inject into canal.
4. After use, remove Calciject cartridge and dispose of properly.

Deutsch

GEBRAUCHSANWEISUNGEN

Calciject® .2g Calciumhydroxidpaste

1. Calciject-Kartusche aus der Packung entnehmen. Verschlusskappe entfernen und Kartusche in die Centrix C-R® Dosierpistole einsetzen.
2. Funktion zuerst auf einem Mischblock prüfen. Dabei bitte leichten gleichmäßigen Druck ausüben.
3. Kanüle in den gewünschten Winkel biegen und Calciject in den Kanal applizieren.
4. Nach Gebrauch Calciject-Kartusche entfernen und entsorgen.

Dutch

GEBRUIKSAANWIJZING

Calciject® .2g calciumhydroxidmengsel

1. Neem de Calciject-patroon uit de verpakking. Trek de naaldbeschermers eraf en steek de patroon in de Centrix C-R®-injectiespuit.
2. Eerst op het kussentje testen. Langzaam en gelijkmatig drukken.
3. Buig de naald indien nodig en injecteer in het wortelkanaal.
4. Verwijder na gebruik de Calciject-patroon en werp het weg in de juiste afvalton.

Dansk

BRUGSANVISNING

Calciject® .2g Calciumhydroxid-masse

1. Tag Calciject patronen ud af pakken. Træk kanylehætten af og sæt den i Centrix C-R® sprøjten.
2. Efterprøves først på plade. Pres med langsomt, jævnt tryk.
3. Bøj nålen efter behov og injicér i kanalen.
4. Efter brug fjernes og kasseres Calciject patronen iflg. forskrifterne.

Français

MODE D'EMPLOI

Calciject® .2g Pâte d'hydroxyde de calcium

1. Retirez la cartouche Calciject du paquet. Retirez l'aiguille de son enveloppe et insérez l'aiguille dans la seringue C-R® de Centrix.
2. Testez tout d'abord sur un morceau de gaze. Appuyez lentement sur la seringue en maintenant une pression constante.
3. Orientez l'aiguille comme de besoin et injectez dans le canal.
4. Après utilisation, retirez la cartouche Calciject et jetez-la de manière appropriée.
Ne pas utiliser 30 jours consécutifs ou plus.

Svensk

BRUKSANVISNING

Calciject® .2g Kalciumhydroxidpasta

1. Tag ut Calciject-patronen ur förpackningen. Avlägsna kanalskyddet och för in patronen i Centrix C-R®-sprutan.
2. Utför först prov på plattan. Tryck ihop sprutan i en jämn och långsam rörelse.
3. Bøj vid behov kanylen och spruta in i kanalen.
4. Efter användningen skall Calciject-patronen avlägsnas och deponeras enligt gällande bestämmelser.

Español

INSTRUCCIONES DE USO

Calciject® .2g Pasta de hidróxido de calcio

1. Quite el cartucho Calciject del paquete. Retire la funda e inserte en una jeringa Centrix C-R®.
2. Pruebe primero en una almohadilla. Vacíe con una presión lenta y constante.
3. Doble la aguja según lo necesario e inyecte dentro del conducto.
4. Después de usar, quite el cartucho Calciject y deséchelo de forma adecuada.

Italiano

ISTRUZIONI PER L'USO

Calciject® .2g Pasta di idrossido di calcio

1. Rimuovere la cartuccia Calciject dalla confezione. Strappare il rivestimento dell'ago e inserire ago e cartuccia nella siringa Centrix C-R®.
2. Effettuare una prova su tampone. Premere lentamente lo stantuffo della siringa esercitando una pressione uniforme.
3. Piegare l'ago a seconda delle necessità e iniettare il preparato nel canale.
4. Dopo l'uso, rimuovere la cartuccia Calciject e smaltirla in modo appropriato.

Portuguese

INSTRUÇÕES DE UTILIZAÇÃO

Calciject® .2g Pasta de hidróxido de cálcio

1. Remova o cartucho Calciject do pacote. Remova a tampa da agulha e insira na seringa Centrix C-R®.
2. Teste primeiro no bloco. Aperte com uma pressão lenta e uniforme.
3. Dobre a agulha conforme necessário e injecte no canal.
4. Após o uso, retire o cartucho Calciject e descarte adequadamente.

Norwegian

BRUKSANVISNING

Calciject® .2g Kalsiumhydroksidpasta

1. Ta Calciject-patronen ut av pakningen. Trekk av kappen og sett patronen inn i Centrix C-R®-sprøyten.
2. Test først på en tampong. Press med et langsomt og jevnt trykk.
3. Bøj nålen etter behov og injiser i kanalen.
4. Etter bruk, fjern Calciject-patronen og destruer den på forskriftsmessig måte.

Finnish

KÄYTTÖOHJEET

Calciject® .2g kalsiumhydroksiditahna

1. Poista Calciject-säiliö pakkauksesta. Vedä tupen suojus irti ja työnnä Centrix C-R®-ruiskuun.
2. Testaa ensin vanutoppoon. Purista hitaasti ja tasaisesti.
3. Taivuta neulaa tarpeen mukaan ja työnnä se kanavaan.
4. Poista Calciject-säiliö käytön jälkeen ja hävitä asianmukaisesti.



SAFETY DATA SHEET (SDS)

In accordance with Hazard Communication Standard (HCS), 29CFR 1910.1200(g), 2012 revision

SECTION I - PRODUCT / COMPANY IDENTIFICATION

Product Name: Calciject®
Synonyms: Calcium Hydroxide Pulp Capping Paste
Part (Item) Number: 320003 Calciject; 360053 Endo Kit
Company Name: Centrix, Inc.
Address: 770 River Road
City, State, Zip: Shelton CT, 06484
Emergency Telephone Number: 203-929-5582
Information Telephone Number: 800-235-5862
Date Revised: 11/2014

SECTION II - HAZARD IDENTIFICATION

Designation of Risk: Xi, irritant  
Special Details of Risk (R-categories): 36-38
Detrimental effects/symptoms: Irritant in case of eye, skin and inhalation contact.
Harmful if swallowed. May cause sensitization by skin contact.

SECTION III - COMPOSITION / INFORMATION ON INGREDIENTS

Components	%	CAS-No.
Calcium Hydroxide	39 - 43	1305-62-0

Exact % content withheld due to trade secret restrictions.

SECTION IV - FIRST AID MEASURES

Skin: Rinse immediately with plenty of water for at least 15 minutes. If irritation occurs seek medical advice.
Ingestion: If swallowed do not induce vomiting. Give large quantities of water and milk. Seek medical attention.
Inhalation: Not applicable
Eyes: Rinse with plenty of water for at least 15 minutes.
Seek immediate medical attention by an Ophthalmologist.

SECTION V - FIRE-FIGHTING MEASURES

Not a fire hazard. Extinguish fire with agent suitable for surrounding fire; use self-contained breathing apparatus.

SECTION VI - ACCIDENTAL RELEASE MEASURES

Personal precautions: Wear gloves, glasses, protective clothing.
Environmental precautions: Keep spilled material out of sewers.
Reclaiming methods: Wash the contaminated area with plenty of water.

SECTION VII - HANDLING AND STORAGE

Handling: Avoid any physical contact.
Storage: Room temperature.
Containers: Supplied by manufacturer.
Incompatibilities: Avoid contact with strong acids.
Other precautions: Use according to directions.
Avoid contact with eyes, skin and soft tissue.

SECTION VIII - EXPOSURE CONTROLS / PERSONAL PROTECTION

General measures: Wash hand after any handling
Limit Values: Calcium Hydroxide Powder only: PEL / TLV 5 mg/m3
Respiratory protection: Not applicable
Eye protection: Safety glasses or goggles.
Skin protection: Respect good personal hygiene practice. Avoid unnecessary exposure.
Hands protection: Impervious gloves.
Other equipment: Lab coat.

SECTION IX - PHYSICAL AND CHEMICAL PROPERTIES

Appearance: White paste Explosion limits: Not applicable
Odor: None Water solubility: Very low
Boiling point: Not applicable Evaporation rate: Not determined
Flash point: Not applicable pH: 12.5
Other Data: Not available or none.

SECTION X - STABILITY AND REACTIVITY.

Stability: Stable if stored as directed.
Conditions to avoid: High humidity and temperatures
Materials to avoid: Calcium hydroxide reacts violently with maleic anhydride, nitroethane, nitro-methane, nitro-paraffin, nitro-propane, phosphorus. As a strong alkali, it is incompatible with acids.
Hazardous decomposition products: Caustic fumes of calcium oxide when heated to decomposition.
Hazardous polymerization products: Will not occur.

SECTION XI - TOXICOLOGICAL INFORMATION.

Ingestion: Ingestion may be followed by pain, vomiting, diarrhea and collapse.
Eye contact: May cause severe irritation.
Skin contact: May adhere to tissue. May dry the skin causing irritation and burns.
Inhalation: Not applicable
Prolonged exposure: Narrowing of the esophagus may occur weeks to years after ingestion, making swallowing difficult. Not considered a carcinogen, mutagen or teratogen. Not toxic to the reproductive system.

SECTION XII - ECOLOGICAL INFORMATION.

No data is available

SECTION XIII - DISPOSAL CONSIDERATIONS.

Dispose in accordance with local authorities.

SECTION XIV - TRANSPORT INFORMATION.

not classified as dangerous goods

SECTION XV - REGULATORY INFORMATION

No data is available

SECTION XVI - OTHER INFORMATION

Product handling exclusively by dental specialists per instructions for use.

CAUTION: The above information is based on presently available data and to our best knowledge for handling the product under normal conditions. Any use of this product in any way not indicated on this document or using it together with any other process/procedure will be exclusively under the user's responsibility.

centrix®

Making Dentistry Easier.™



CENTRIX INCORPORATED

770 River Road, Shelton, CT 06484 USA
(203) 929-5582 • (800) 235-5862 • FAX (203) 929-6804
www.centrixdental.com

CE
0482

EC REP Dental-Contact Vertriebs OHG, Im Spiet 101, DE 26506 Norden

EMERGO AUSTRALIA

Level 20, Tower II, Darling Park, 201 Sussex Street
Sydney, NSW 2000, Australia